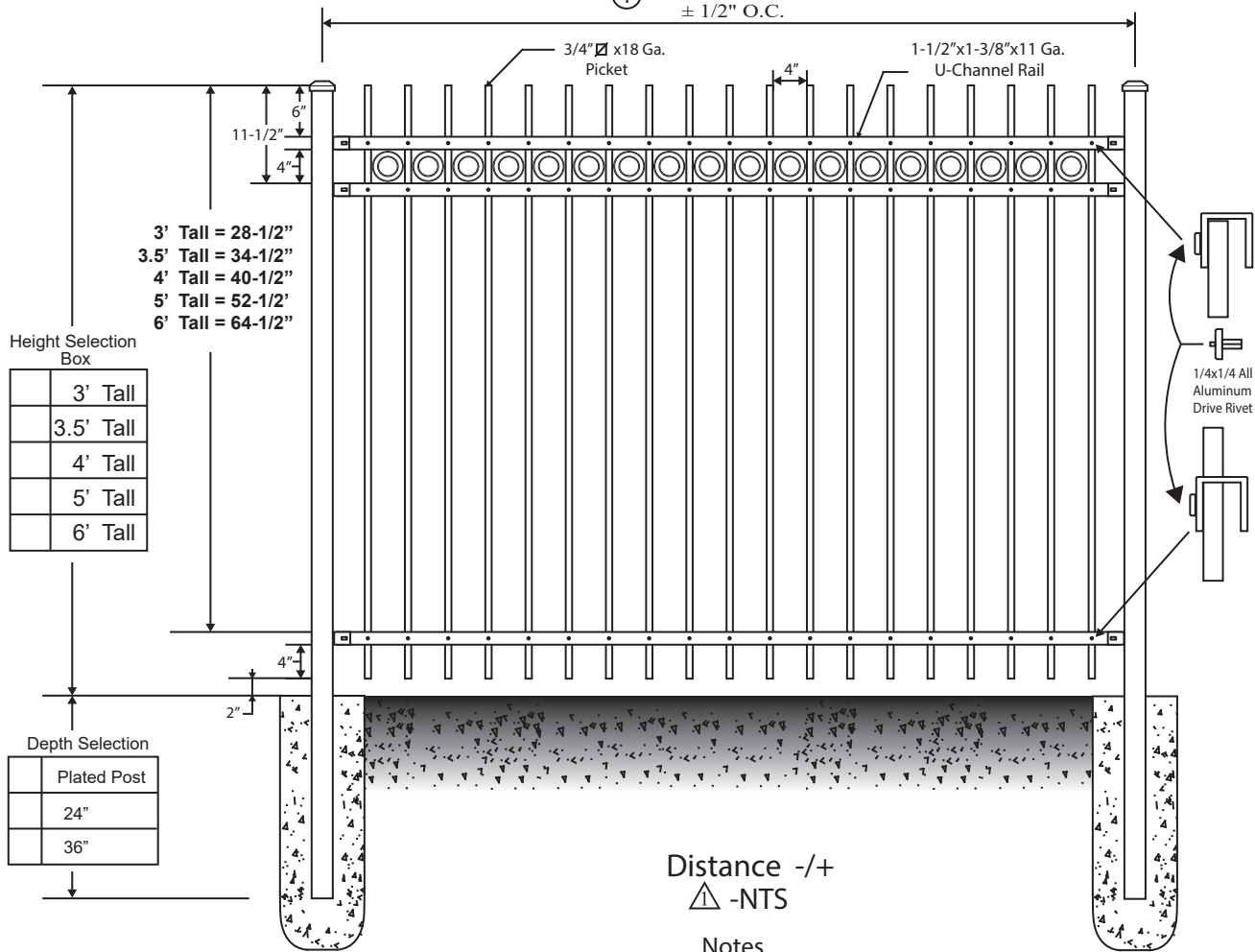


① See Post Setting Chart
± 1/2" O.C.



Post Selection Box

2" ∅ x 16 Ga. Post
2" ∅ x 14 Ga. Post
2-1/2" ∅ x 14 Ga. Post
2-1/2" ∅ x 12 Ga. Post
3" ∅ x 12 Ga. Post
4" ∅ x 11 Ga. Post
6" ∅ x 3/16" Wall. Post

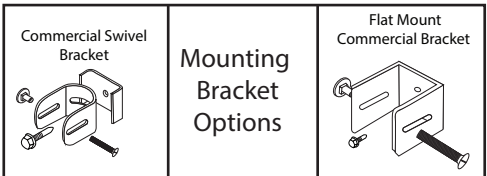
Height Selection Box

3' Tall = 28-1/2"
 3.5' Tall = 34-1/2"
 4' Tall = 40-1/2"
 5' Tall = 52-1/2"
 6' Tall = 64-1/2"

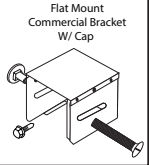
3' Tall
3.5' Tall
4' Tall
5' Tall
6' Tall

Depth Selection

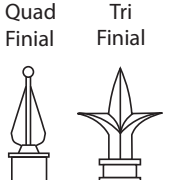
Plated Post
24"
36"



Mounting Bracket Options



② Ornament Options



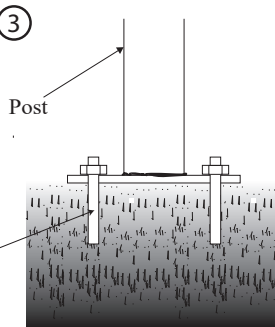
Distance +/-
 ▲ -NTS

Notes

- ① 6' Panels will be identical to this drawing, except there will be 15 pickets and post spacing shown in post setting chart. ☒
- ② Finials are optional.
- ③ Plated post optional. All post will be mounted to center of plate unless offset is needed for installation

Plate Selection for Plated Post

Size	Thickness
4x4	
6x6	
8x8	
12x12	



☒ **Post Setting Chart**



POST SIZE	2" POSTS		2-1/2" POSTS		3" POSTS		4" POSTS		6" POSTS	
PANEL WIDTH	6'	8'	6'	8'	6'	8'	6'	8'	6'	8'
POST SETTINGS ± 1/2" O.C.	76-1/2"	95-1/2"	77"	96"	77-1/2"	96-1/2"	78-1/2"	97-1/2"	80-1/2"	99-1/2"

Project: **SPS Centurion UA U-Channel Panel : Defender 3-Rail W Rings**

Approved By/Date Robert Curry	Revision NO. Effective Date	Drawing NO. UA-P-Defender-3RC-CS
----------------------------------	--------------------------------	--